

# Proform™

## Custom Tailored Entrance Matting



**DELIGHTING CLIENTS FROM COAST-TO-COAST**

Ph: 888.331.3100  
Fx: 516.576.3852  
[www.proformmat.com](http://www.proformmat.com)  
[sales@proformmat.com](mailto:sales@proformmat.com)

Ask us about our **Green Products**



# The Problem

- The runners offered by traditional matting manufacturers do not always meet the appearance, safety and functional needs of Class A facilities.









**Proform™ the first defense!**

# The Look of **Proform™** ENTRANCE MATTING SOLUTIONS

**HOSPITALITY**

[www.proformmat.com](http://www.proformmat.com)  
[sales@proformmat.com](mailto:sales@proformmat.com)  
 888-331-3100



Other markets:

Healthcare • Education • Residential • Retail • Office Buildings

Custom Shapes • Custom Sizes • Installation (loose laid or glued down) • Interior/Exterior • Vestibules & Recessed Wells

**Custom Shapes • Custom Sizes • Installation (loose laid or glued down)  
 Interior/Exterior • Vestibules & Recessed Wells**





**Proform™ the first defense!**

# The Look of **Proform™** ENTRANCE MATTING SOLUTIONS

**OFFICE BUILDINGS**

[www.proformmat.com](http://www.proformmat.com)  
[sales@proformmat.com](mailto:sales@proformmat.com)  
888-331-3100



Custom Shapes ◻ Custom Sizes ◻ Installation (loose laid or glued down)  
Interior/Exterior ◻ Vestibules & Recessed Wells





**Proform™ the first defense!**


# The Look of **Proform™** ENTRANCE MATTING SOLUTIONS

**HEALTHCARE**

[www.proformmat.com](http://www.proformmat.com)

[sales@proformmat.com](mailto:sales@proformmat.com)

888-331-3100



Custom Shapes • Custom Sizes • Installation (loose laid or glued down)  
Interior/Exterior • Vestibules & Recessed Wells





**Proform™ the first defense!**

# The Look of **Proform™** ENTRANCE MATTING SOLUTIONS

**EDUCATION**

[www.proformmat.com](http://www.proformmat.com)

[sales@proformmat.com](mailto:sales@proformmat.com)

888-331-3100



Custom Shapes ◻ Custom Sizes ◻ Installation (loose laid or glued down)  
Interior/Exterior ◻ Vestibules & Recessed Wells





**Proform™ the first defense!**

# The Look of **Proform™** ENTRANCE MATTING SOLUTIONS

**RESIDENTIAL**

[www.proformmat.com](http://www.proformmat.com)

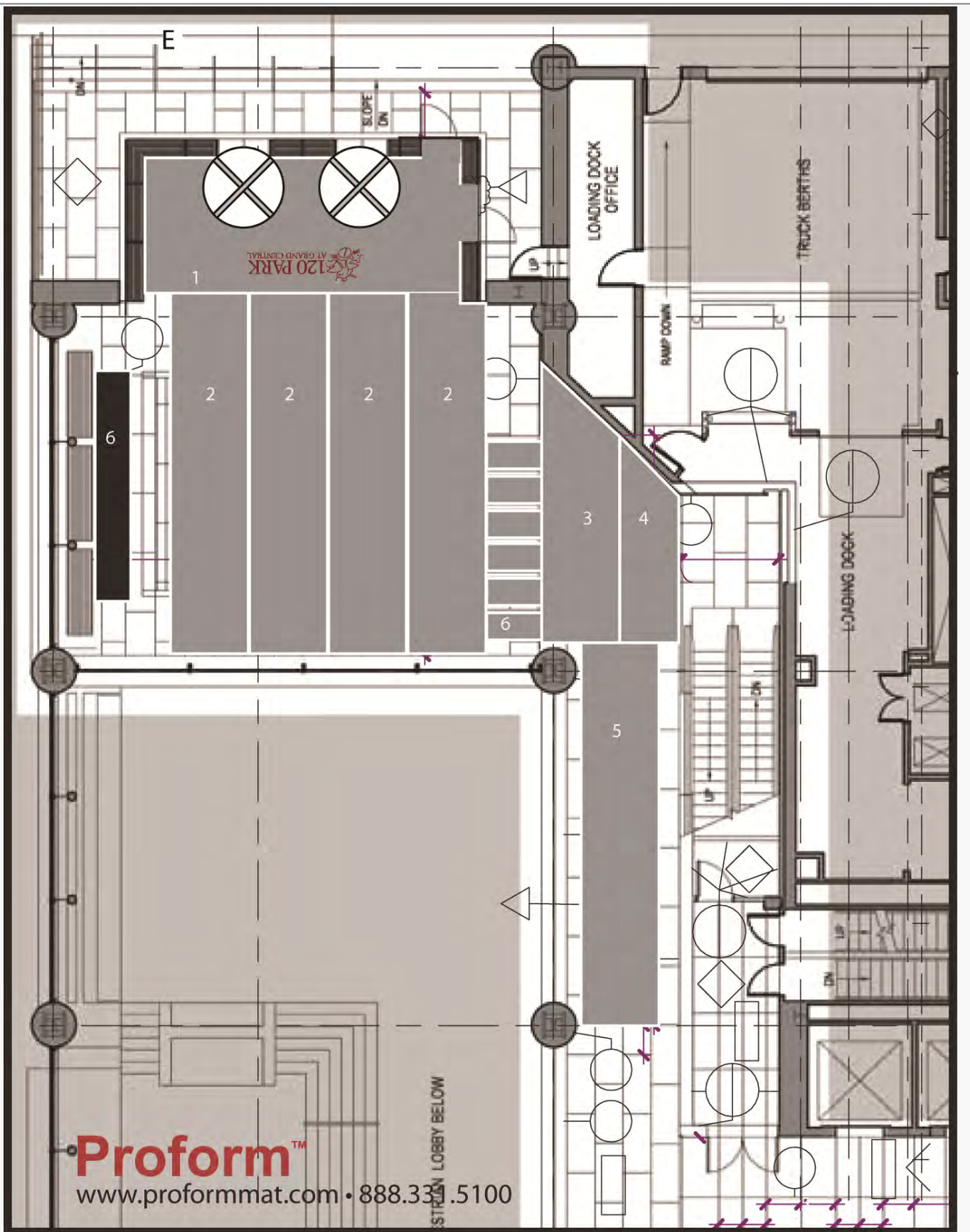
[sales@proformmat.com](mailto:sales@proformmat.com)

888-331-3100



Custom Shapes ◻ Custom Sizes ◻ Installation (loose laid or glued down)  
Interior/Exterior ◻ Vestibules & Recessed Wells









Computer simulated photo renditions



# Proform™


## *STEPS TO A BEAUTIFUL ENTRANCE.*



1. Take lots of digital photos from every angle. (Close up and from a distance.)



2. Submit an architectural floor plan of your lobby. If you can't find a floor plan than we'll measure & draw your lobby & convert the drawing to an architectural floor plan for you!



3. We'll work with you to complete the Proform site survey check list to insure that we meet all your requirements.



4. Proform will coordinate the project from quote thru installation to insure that the process works for you.





## Site Survey Checklist ☒

CLIENT (include phone, cell, address, fax, email, contact)				DISTRIBUTOR (include DSR phone, cell, address, fax, email, contact)		
REP		SURVEY DATE		PROJECT #		

### Project Notes

<input checked="" type="checkbox"/> Done	Action	Description	Notes	<input checked="" type="checkbox"/> Done	Action	Description	Notes
<input type="checkbox"/>	Floor Plans	Architectural floor plans or hand drawing of space, mats, & a few key dimensions		<input type="checkbox"/>	Mats to be left in place	Note if mats are to be loose layed or glued down	
<input type="checkbox"/>	Photographs	Photos from entrance to destination, destination to entrance, from left & right side		<input type="checkbox"/>	Mats to be picked up & stored	Note if mats are to be used only in inclement weather & are stored when not in use	
<input type="checkbox"/>	Check door clearance	Make sure door swings over mat through entire arc of door		<input type="checkbox"/>	Material and color	(see spec sheets)	
<input type="checkbox"/>	Floor conditions	Carpet or hard floor?		<input type="checkbox"/>	Logo	Note sizes, landscape or portrait, # colors, is mat to be rolled up & stored or in place?	
<input type="checkbox"/>	Edging options	hd safety edge, edgeless, bevel cut, or heat bevel		<input type="checkbox"/>	Include storage cores? Yes / No	Matting is rolled on storage cores to keep mats from crushing (carpet side out)	

### Installation Details

<input checked="" type="checkbox"/> Done	Action	Description	Notes	<input checked="" type="checkbox"/> Done	Action	Description	Notes
<input type="checkbox"/>	Union or Non-Union	Is a union installer a requirement for installation? (more costly)		<input type="checkbox"/>	Insurance	Do you require to be named on insurance certificate to allow work?	
<input type="checkbox"/>	Glue-Down or Loose Lay	temperature must be above 50 for exterior glue downs		<input type="checkbox"/>	Clear work area	Can work area be closed to traffic?	
<input type="checkbox"/>	Accessibility	Distance & accessibility of main entrance to truck access		<input type="checkbox"/>	Person who will be on site for installation	An informed manager must be present to supervise installation	
<input type="checkbox"/>	Description of rip up	Describe the material to be ripped up, sq/ft, depth, & how well it has been adhered to the floor		<input type="checkbox"/>	Supervisor Cell	if different from above	
<input type="checkbox"/>	Disposal	NOTE: Proform installers will dispose of waste on customers site		<input type="checkbox"/>	Supervisor Email	if different from above	

**Order cannot be entered until we have SIGNED COPIES of: (1) the estimate, (2) the final approved floor plan with colors and styles, (3) the final logo proofs, (4) a purchase order with pricing.**

**NOTES:**



# The Colors of Proform™



35 Walnut 12 Sand 11 Rustic 4 Harvest 3 Fawn 2 Chestnut 50 Oak 52 Coffee 6 Coco 53 Maple Royal Brown Princeton Pecan Princeton Natural Windsor Brown



21 Ebony 1 Onyx 55 Raven 13 Metallic 20 Ash 56 Graphite Royal Black Royal Gray Princeton Granite Princeton Jet Black Princeton Slate Windsor Black Windsor Gray



17 Ruby 47 Scarlet 9 Crimson 51 Sunset 10 Wine 18 Brick Royal Rust Princeton Red Carpet Windsor Rust



14 Cobalt 5 Denim 19 Rainbow 24 Ocean 54 Navy Royal Blue Princeton Lapis Windsor Blue



7 Pine 49 Hemlock 22 Garden 15 Spruce 8 Jade Royal Green Windsor Green



45 Purple 36 Shamrock 41 Reflex Blue 33 Red 48 Aqua 44 Wheat 38 Marigold 40 Pink 39 Baby Blue 34 Orange 37 Yellow 23 White

## PERIMETER EDGING OPTIONS



VINYL EDGE



SAFETY EDGE



BEVEL CUT



HEAT BEVEL



EDGELESS

Have a custom color  
or logo in mind?  
Need a swatch?  
Just give us a call...  
**888.331.3100**

**Proform™**

Ph: 888.331.3100 Fx: 516.576.3852  
www.proformmat.com sales@proformmat.com